

Antioxidant Activity of Coumarins

Yasameen Al-Majedy^{1,2}, Ahmed Al-Amiery^{1,2}, Abdul Amir Kadhum¹, Abu Bakar Mohamad¹

¹Department of Chemical and Process Engineering, University Kebangsaan Malaysia (UKM), Bangi, Selangor 43000, Malaysia.

²University of Technology (UOT), Baghdad 10001, IRAQ

ABSTRACT

Coumarins are heterocyclic molecules that have been associated with beneficial effects on human health, such as reducing the risk of cancer, diabetes, cardiovascular and brain diseases. These effects are thought to be related to the radical scavenging effect, due to their antioxidant activities. Coumarins are an entity which is being synthesized in many of its derivative from past few years; the entity is major source of interest for many of medicinal chemist to explore its various pharmacological potentials especially anticoagulant activity. In present article we review recent derivatives of coumarin that are synthesized with their pharmacological activities like antioxidant, activity. The main purpose of this review is to summarize recent chemical syntheses and structural modifications of coumarin and there derivatives, of interest due to their characteristic conjugated molecu-

lar architecture and biological activities.

Key words: Coumarin, Antioxidant activity, Umbeliferone, DPPH.

Correspondence:

Ahmed Al-Amiery

Department of Chemical and Process Engineering, University Kebangsaan Malaysia (UKM), Bangi, Selangor 43000, MALAYSIA.

Phone no: 0096407700671525.

Email: dr.ahmed1975@gmail.com

DOI : 10.5530/srp.2017.1.6

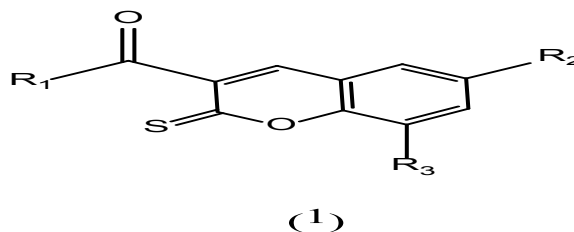
INTRODUCTION

Antioxidants in food play an important role as a health-protecting factor. Scientific evidence suggests that antioxidants reduce the risk for chronic diseases including cancer and heart disease. Primary sources of naturally occurring antioxidants are whole grains, fruits and vegetables. Plant sourced food antioxidants like vitamin C, vitamin E, carotenes, phenolic acids, phytate and phytoestrogens have been recognized as having the potential to reduce disease risk. Most of the antioxidant compounds in a typical diet are derived from plant sources and belongs to various classes of compounds with a wide variety of physical and chemical properties. Some compounds, such as gallates have strong antioxidant activity, while others, such as the mono-phenols are weak antioxidants. Coumarin and its derivatives represent one of the most active classes of compound possessing a wide spectrum of biological activity.¹⁻⁴ Many of these compounds have proven to be active as antibacterial,⁵⁻⁷ antifungal,⁸ anti-inflammatory,⁹ anticoagulant,¹⁰ anti-HIV¹¹ and antitumor agents.¹² Coumarins are widely used as additives in food, perfumes, cosmetics,¹³ pharmaceuticals and optical brighteners¹⁴ and would dispersed fluorescent and laser dyes.¹⁵ Coumarins also have the super thermal stability and outstanding optical properties including extended spectral response, high quantum yields and superior photo stability. Optical applications of these compounds, such as laser dyes, nonlinear optical chromophores, fluorescent whiteners, fluorescent probes, polymer science, optical recording and solar energy collectors have been widely investigated.¹⁶⁻²⁰ Classical routes to coumarins incorporate Pechmann, Knoevenagel, Perkin, Reformatsky, and Wittig condensation reactions.²¹⁻²⁴ To make these classical reactions efficacious, several variations in terms of catalyst and reaction conditions have been introduced.^{25,26} Now when coumarin ring fused with other rings showing a synergistic effect of both the rings in their biological activities are obtained. Such compounds are exploited in development of various important molecule which provides scaffolds for drug development. Various moieties when combined with coumarin can produces same or different effects but with different potencies.²⁷

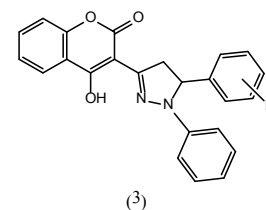
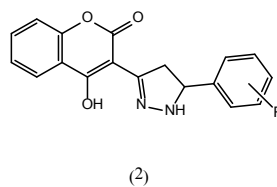
In continuation of previous studies²⁸⁻³⁷ on coumarins, herein we are reporting a review for such recent derivatives of coumarins with antioxidant activities.

Antioxidant Activity

Singh OM *et al.* developed a facile, convenient and high yielding synthesis of a combinatorial library of 3-alkanoyl/aroyl/heteroaroyl-2H-chromene-2-thiones (1). The assessment of radical scavenging capacity of the compounds towards the stable free radical 2,2-diphenyl-1-picrylhydrazyl (DPPH) was measured and these compounds were found to scavenge DPPH free radicals efficiently. The newly synthesized compounds exhibited profound antioxidant activity. Five selected compounds were able to protect curcumin from the attack of sulphur free radical generated by radiolysis of glutathione (GSH).³⁸

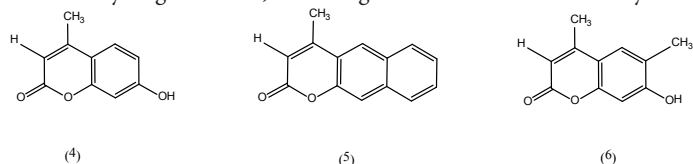


R₁ = substituted phenyls, hetrocyclic nuclei / R₂ = -H, -Br / R₃ = -H, -OCH₃. Abdullah S *et al.* synthesized a series of coumarin derivatives (2,3) and these compounds were evaluated for their *in-vitro* antioxidant activity and *in-vivo* anti antibacterial activity. These derivatives were found to possess the mentioned activities and on the basis of results, structure activity relationships (SAR) were developed in order to define the structural features required for activity.³⁹

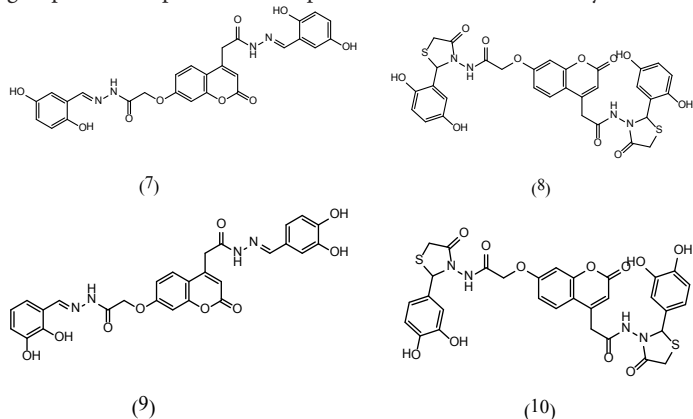


Ravi. S *et al.* synthesized three derivatives of 4-methyl chromen- 2-one-compounds (4,5,6) . Their antioxidant activity were expressed as IC₅₀ with different antioxidant. The calculated values for three 4- methyl chromen- 2-one derivatives and using callic acid as reference were (2.04 µg/

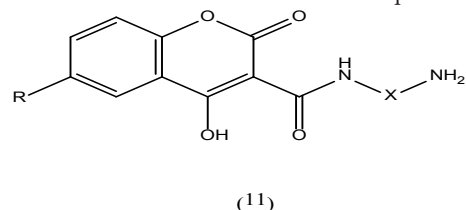
ml, 1.98 µg/ml, 15.0698 µg/ml, 0.0298 µg/ml for DPPH method), (3.72 µg/ml, 43.57 µg/ml, 40.13 µg/ml, 0.28 µg/ml for nitric oxide method).⁴⁰ The antioxidant study was also carried out by using phosphor molybdenum assay method, showed that the test samples had good antioxidant activity. Free radical scavenging activity of the coumarin compounds is concentration dependent. The concentration of the test compounds increases, the radical scavenging activity also increases and lower IC₅₀ value reflects better protective action. The anti-oxidant activity of these 4-methyl chromen-2-one derivatives could be attributed to electron donating nature of the substituents like -OH, -CH₃, -C₆H₅ on coumarin scaffold, which reduce free radicals and prevent the damage of cell. The more the hydrogen donors, the stronger is the anti-oxidant activity.^{41,42}



Maja. M *et al.* synthesized a series of coumarin derivatives compounds (7,8,9,10). These compounds were evaluated for their *in-vitro* antioxidant activity.⁴³ These compounds contain 3,4-dihydroxyphenyl and 2,5-dihydroxyphenyl ring with these substituents. The compounds were expected to possess antioxidant activity since hydrogen donation leads to formation of a stable quinoid structure. It has been reported that two hydroxyl groups in ortho position are important for antioxidant activity.⁴⁴⁻⁴⁶

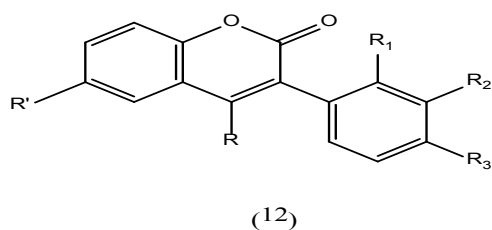


Melagraki .G *et al.* synthesized a series of novel coumarin-3-carboxamides (11) and the synthesis compounds were evaluated for their *in-vitro* antioxidant activity and *in-vivo* anti-inflammatory activity. These derivatives were found to possess the mentioned activities and on the basis of results, structure activity relationships (SAR) were developed in order to define the structural features required for activity.⁴⁷



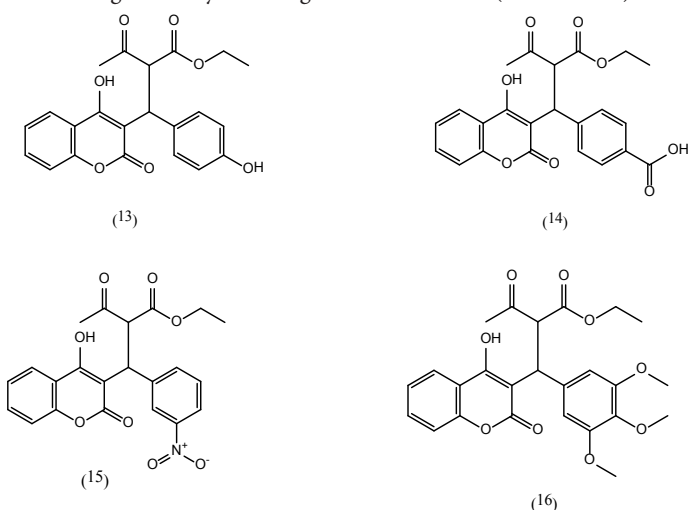
R= -H, -CH₃ / X= -(CH₂)₂, -(CH₂)₆

Roussaki M *et al.* Synthesized a series of coumarin analogues (12) bearing a substituted phenyl ring on position 3. *In vitro* antioxidant activity of the synthesized compounds was evaluated using two different antioxidant assays. Ability of the compounds to inhibit soybean lipoxygenase was also determined as an indication of potential anti-inflammatory activity.⁴⁸

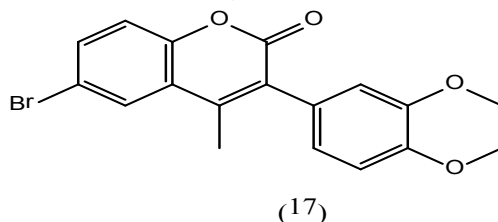


R= -H, -CH₃ / R'= -H, -Cl, -Br / R₁=-H, -Br, -OCH₃ / R₂=-H, -OCH₃ / R₃= -OCH₃, -NO₂, -OH, -Br, -H

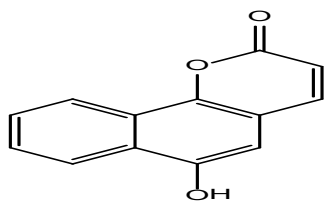
Stanchev S *et al.* synthesized four 4-hydroxycoumarin derivatives (13,14,15,16). These compounds were tested for *in vitro* antioxidant activity in hypochlorous system. The assay was based on the luminal-dependent chemiluminescence of free radicals, which decreased in the presence of 4-hydroxycoumarin derivative compound (16) expressed the best scavenger activity at the highest concentration (10–4 molL⁻¹).⁴⁹



Per-oxidation activity, substituent on the aromatic ring of the benzopyranone moiety, the presence of electron-withdrawing groups on the phenyl ring of position 3 favours activity. The best combined pharmacological profile is exhibited by compound 17.⁵⁰

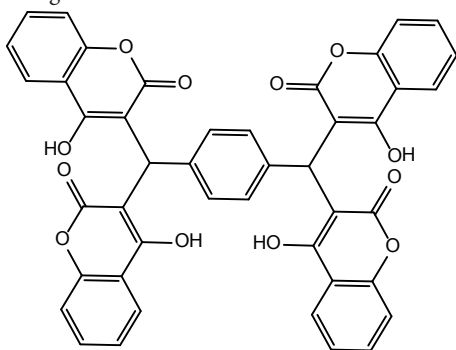


Substituted hydroxycoumarins and 7- or 8-hydroxybenzo (f) coumarins were prepared by the treatment of phenols and naphthalenediols, respectively, with malic acid and H₂SO₄ under microwave irradiation. It has been identified that phenolic compounds present antioxidant activity. The presence of the phenolic hydroxyl group (6-, 7- or 8-) seems to support the antioxidant activity but the effect on activity is independent of the position of hydroxyl group. It is generalized that the benzo derivative compound 2 is more potent than any of the cyclohexyl derivatives. Compound (18) shows higher antioxidant activity among various hydroxybenzo coumarins being synthesized.⁵¹



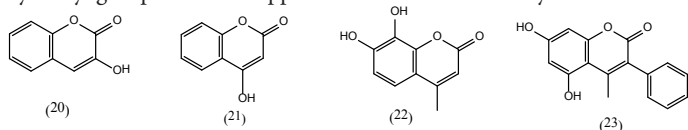
(18)

Different substituted 3, 3'-arylidenebis-4-hydroxycoumarins and tetraakis-4-hydroxycoumarin derivative (compound 3) were synthesized by 4-hydroxycoumarin and aromatic aldehydes containing different groups in ortho, Meta or para positions and condensing them in boiling ethanol or acetic acid. A possible relationship between intermolecular hydrogen-bonded structures and the antioxidant activities of these compounds are analyzed. The compounds which contain intermolecular hydrogen bonds is uncoupler and inhibitor of mitochondrial oxidative phosphorylation, while compounds which can only form intermolecular hydrogen bonds, is only uncoupler of oxidative phosphorylation. Thus, the formation of hydrogen bonds may be an important factor in assisting the synthesized dicoumarols (specifically compound 19) to attain the correct configuration for antioxidant activities.⁵²

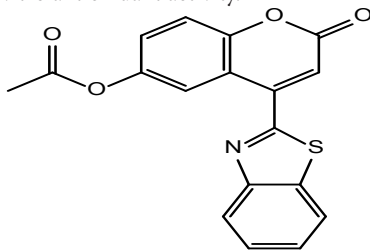


(19)

Rajesh *net al.* Synthesized a series of coumarin derivatives and these compounds were evaluated for their *in-vitro* antioxidant activity and *in-vivo* anti anticancer activity, The newly synthesized compounds exhibited profound antioxidant activity and The presence of the phenolic hydroxyl group seems to support the antioxidant activity.⁵³



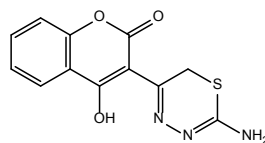
Shivani Ch *et al.* Synthesized new coumarin substituted derivatives of benzothiazole and they were evaluated for antioxidant activity by DPPH radical scavenging activity. The test compound (24) showed good *in-vitro* antioxidant activity.⁵⁴



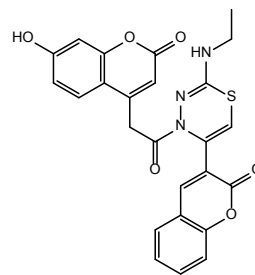
(24)

Milan Ca *et al.* Synthesized a series of newly di-substituted and tri-

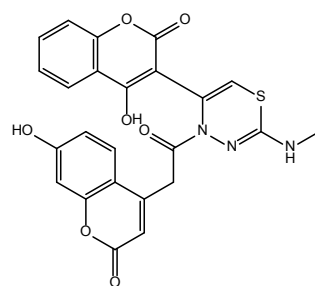
substituted 1,3,4-thiadiazines with various substituents was prepared utilizing different thiosemicarbazides and 3- α -bromoacetyl coumarins as starting compounds. All of the new thiadiazine derivatives were tested for their antioxidant activity, employing different antioxidant assays (DPPH scavenging activity, iron chelating activity, power reducing activity). Compounds 25,26,27 and 28 were proven to be the best DPPH radical scavengers.⁵⁵



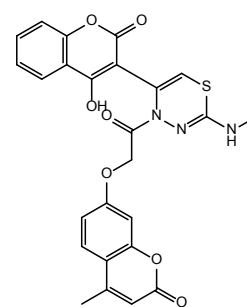
(25)



(26)

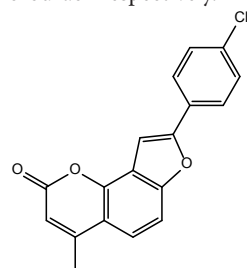


(27)

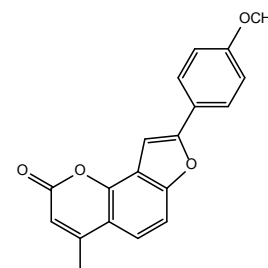


(28)

Y. Sri Ranganath *et al.* synthesized coumarin derivatives by reacting different para substituted acyl bromides with 4-methyl-7-hydroxy coumarin followed by cyclization in acidic medium. These compounds were screened for free radical scavenging activity by DPPH method and preliminary cytotoxic activity by using Ehrlich Ascites Carcinoma cells and Tryptan blue dye exclusion method. Among the compounds tested for radical scavenging and cytotoxic studies, 29 and 30 showed appreciable results when compared with the standard drugs ascorbic acid and 5- fluorouracil respectively.⁵⁶

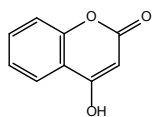


(29)

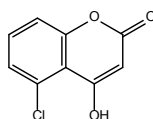


(30)

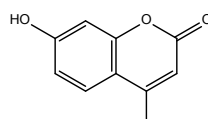
Patel R. *et al.* Synthesized a series of coumarin derivatives compounds (31,32,33) these compounds were evaluated for their *in-vitro* antioxidant activity by DPPH free radical scavenging method, Super oxide method and Nitric oxide method. The value was determined for each compound From results of DPPH, Super oxide and Nitric oxide methods, it found that compound 31 and 32 displayed strong antioxidant activity compared to the ascorbic acid and compound 33 is also showed good antioxidant activity.⁵⁷



(31)

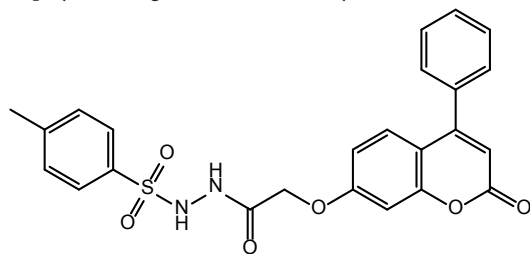


(32)



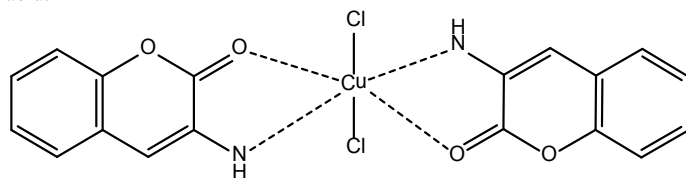
(33)

Mahmoud M *et al.* Synthesized a novel series of compounds containing coumarinyl moiety derivatives from 2-(2-oxo-4-phenyl-2H-chromen-7-yloxy)-acetohydrazide and evaluated the antioxidant activity. The effect of the different synthetic compounds on DPPH radical scavenging was compared to ascorbic acid using as positive control and appreciated by the determination of the IC₅₀ values, it found that compound 34 displayed strong antioxidant activity.⁵⁸



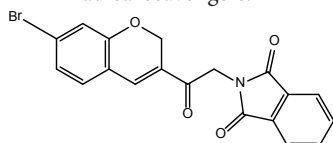
(34)

Abdul A. *et al.* Synthesized 3-Aminocoumarin as a ligand (L) for the formation of Cr(III), Ni(II), and Cu(II) complexes. Then determined the free radical scavenging activity of metal complexes by measuring their interaction with the stable free radical DPPH and all the compounds have shown encouraging antioxidant activities. Compound (35) is also found to be a superior antioxidant complex as compared to ascorbic acid.⁵⁹

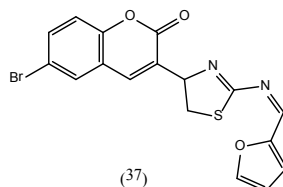


(35)

Rajasekaran S. *et al.* A series of some coumarinyl and chromensulfanyl derivatives have been synthesized by conventional methods and *in vitro* antioxidant activity by 1,1-Diphenyl-2,2-picrylhydrazyl free radical (DPPH) method and compounds 36, 37 were proven to be the best DPPH radical scavengers.⁶⁰

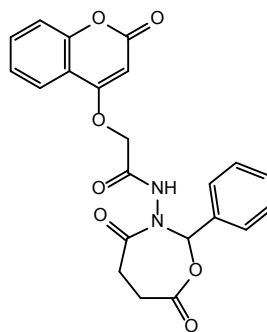


(36)

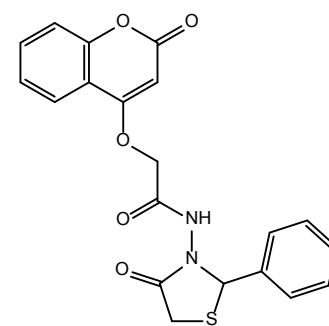


(37)

Abdul A. *et al.* synthesized two coumarins namely, N-(4,7-dioxo-2-phenyl-1,3-oxazepin-3(2H,4H,7H)-yl)-2-(2-oxo-2H-chromen-4-yloxy)acetamide (38) and N-(4-oxo-2-phenylthiazolidin-3-yl)-2-(2-oxo-2H-chromen-4-yloxy)acetamide (39) then study the compounds with the DPPH, hydrogen peroxide and nitric oxide radical methods and compared with the known antioxidant ascorbic acid. Compounds (38) and (39) were displayed strong antioxidant activity.⁶¹

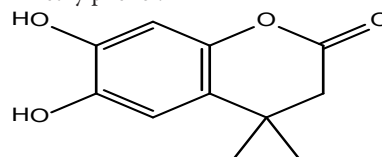


(38)



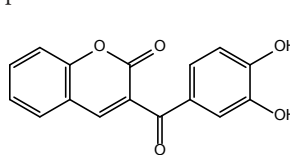
(39)

Nishiyama T. *et al.* Compared the antioxidative activities of seven hydrocoumarins with those of alpha-tocopherol for the oxidation of tetralin and linoleic acid in a homogeneous solution. Hydrocoumarins exhibited a higher induction period than that of alpha-Toc in both systems. However, the rate of oxygen absorption during the induction period for alpha-Toc was slower than that of the hydrocoumarins in both systems. In addition, 6,7-dihydroxy-4,4-dimethylhydrocoumarin (40) showed less cytotoxicity toward human fibroblasts than did 2,6-di-*t*-butyl-4-methylphenol.⁶²

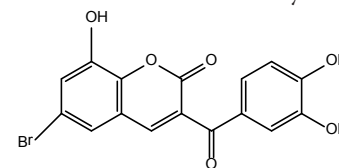


(40)

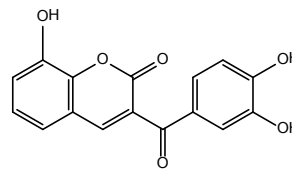
Salet V. *et al.* we have confirmed the considerable antioxidant activity of new hydroxylated coumarin-chalcone hybrid compounds 41-44. Their antioxidant activity is affected by the introduction of a benzoyl moiety at the C3 position regarding to the coumarin ring. A very interesting finding is that compound 41 is very reactive and presents good antioxidant capacity against hydroxyl and peroxy radicals as well as low oxidation potential. In spite of the moderate trypanocidal activity of coumarin-chalcone hybrids, they have been proved to be very good antioxidants. Based on these results, we can conclude that compounds 42 and 43 are potential candidates for *in vitro* studies of their antioxidant activity.⁶³



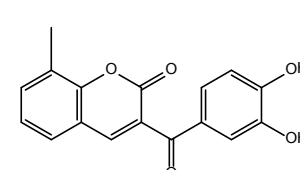
(41)



(42)

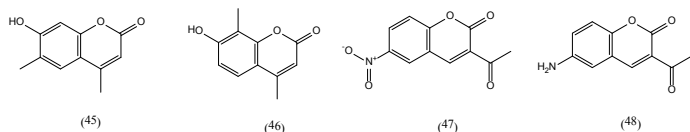


(43)

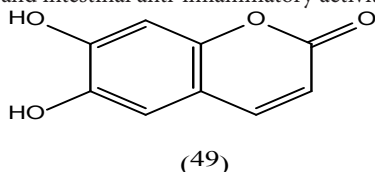


(44)

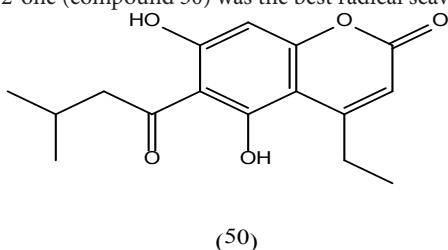
Jayashree B.S. *et al.* Synthesized novel coumarin analogues, the synthesized compounds have shown free radical scavenging activity by DPPH and Nitric oxide scavenging activity and none of the compounds shown effective antidiabetic activity.⁶⁴



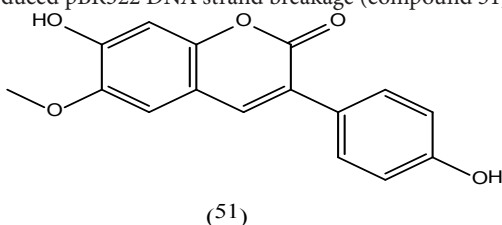
Witaicenis *et al.* showed that treatment with esculetin (compound 49) and 4-methylesculetin prevent the colonic damage induced by tri nitro benzene sulphonic acid (TNBS) in rats and also that the presence of methyl group at C-4 in the esculetin molecule improves its antioxidant and intestinal anti-inflammatory activities.⁶⁵



Chang *et al.* demonstrated that 7- hydroxyl coumarin (umbelliferone) plays a very important role in XO inhibition. Furthermore, some 5,7-dihydroxycoumarins could significantly suppress signals generated by the X/XO system at a low concentration (20 mM) and, among them, the compound 5,7-dihydroxy-6-(3-methyl-butyl)-4-ethyl- chromen-2-one (compound 50) was the best radical scavenger.⁶⁶



Yang *et al.* Reported that most hydroxylated 3- phenyl coumarins (stilbene-coumarin hybrids) are effective antioxidants against AAPH-induced pBR322 DNA strand breakage (compound 51).⁶⁷



Natella *et al.* The presence of the ethoxy carbonyl ethyl group in DHMC at C-3 position significantly enhanced the antioxidant activity,⁶⁸ while the introduction of an ethoxy carbonyl methyl had no influence on it. On the other hand, On the other hand, Kancheva *et al.*⁶⁹ suggested that the substitution at the C-3 position did not have any effect either on the chain-breaking antioxidant activity or on the radical scavenging activity of the 7,8-dihydroxy- and 7,8- diacetoxy-4-methylcoumarins. Recently, Rodríguez *et al.*⁷⁰ showed that the presence of the 3-aryl substituents is crucial for the increased activity and provides the most active radical scavengers.

CONCLUSION

Coumarin and coumarin-related compounds have proved for many years to have significant therapeutic potential. They come from a wide variety of natural sources and new coumarin derivatives are being discovered or synthesized on a regular basis. Coumarin is a simple molecule and many of its derivatives have been known for more than a century. However, their vital role in plant and animal biology has not been fully exploited. It is evident from the research described that coumarin and coumarin-related compounds are a plentiful source of potential drugs

candidate in relation to its safety and efficacy. This review summarized the antioxidant activities of coumarin derivatives.

ACKNOWLEDGEMENT

This study was supported by the Universiti Kebangsaan Malaysia under the DIP-2012-02 Grant.

CONFLICT OF INTEREST

The authors have declared that no competing interests exist.

ABBREVIATION USED

DPPH: 2,2-diphenyl-1- picrylhydrazyl; **HIV:** human immunodeficiency virus; **SAR:** Structure activity relationships; **IC50:** The half maximal inhibitory concentration; **L:** Ligand; **Chrome (Cr), Nickel (Ni), and Copper (Cu):** **TNBS:** Trinitrobenzene sulphonic acid (TNBS); **DNA:** Deoxyribonucleic acid; **X/XO:** Xanthine oxidase; **ROS:** Reactive oxygen species; **O₂⁻:** Superoxide.

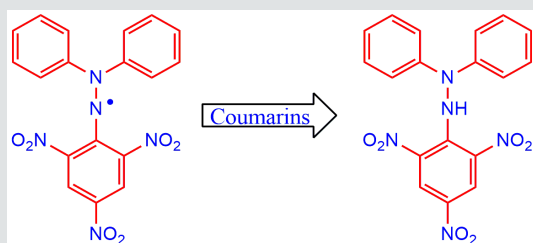
REFERENCES

1. Abd El-All MM, Halawa AH, Hassan AH, El-Nassag MA, Abd El-Jaleel GE, Eliwa EM, Bedair AH. Synthesis and antioxidant activity of some derivatives of 2-(2-oxo-4-phenyl-2H-chromen-7-yloxy)-acetohydrazide. *J Atoms and Molecules*. 2013;3:537-52.
2. Al-Amiery A, Al-Majedy Y, Kadhum A. Hydrogen Peroxide Scavenging Activity of Novel Coumarins Synthesized Using Different Approaches. *PLoS ONE*. 2015; 10 (7), e0132175, 2015
3. Al-Amiery AA, Al-Bayati R, Saour K, Radi M. Cytotoxicity, Antioxidant and Antimicrobial activities of novel 2-quinolone derivatives derived from coumarins. *Research on Chemical Intermediates*. 2012;38(2):559-69.
4. Al-Amiery AA, Al-Majedy Kadhum AAH, Mohamad A. Novel macromolecules derived from coumarin: synthesis and antioxidant activity. *Sci Rep*. 2015; 5:11825
5. Al-Amiery AA, Al-Majedy YK, Al-Duhaidahawi D, Kadhum AAH, Mohamad AB. Green Antioxidants: Synthesis and Scavenging Activity of Coumarin-Thiadiazoles as Potential Antioxidants Complemented by Molecular Modeling Studies. *Free Radicals and Antioxidants*. 2016;6(2):173-7.
6. Al-Amiery AA, Al-Majedy YK, Kadhum AA, Mohamad AB. New coumarin derivative as an eco-friendly inhibitor of corrosion of mild steel in acid medium. *Molecules*. 2014;29;20(1):366-83.
7. Al-Amiery AA, Al-Majedy YK, Kadhum AAH, Mohamad AB. Synthesis of new coumarins complemented by quantum chemical studies. *Research on Chemical Intermediates*. 2016;42(4):3905-18.
8. Al-Amiery AA, Kadhum AAH, Mohamad AA. Antifungal Activities of New Coumarins. *Molecules*. 2012;17(5):5713-23.
9. Al-Amiery AA, Kadhum AAH, Mohamad AB, Musa AY, Li CJ. Electrochemical study on newly synthesized chlorocoumarin as an inhibitor for mild steel corrosion in hydrochloric acid. *Materials*. 2013;6(12):5466-77.
10. Al-Amiery AA, Musa AY, Kadhum A, Mohamad A. The use of umbelliferone in the synthesis of new heterocyclic compounds. *Molecules*. 2011;16(8):6833-43.
11. Al-Ayed AS. Synthesis, Spectroscopy and Electrochemistry of New 3-(5-Aryl-4,5-Dihydro-1H-Pyrazol-3-yl)-4-Hydroxy-2H-Chromene-2-One 4, 5 as a Novel Class of Potential Anti-bacterial and Antioxidant Derivatives *International Journal of Organic Chemistry*. 2011;1(03):87-96.
12. Al-Azawi F, Al-Baghdadi S, Mohamed A, Al-Amiery A, Abed T, Mohammed S, Kadhum AAH, Mohamad AB. Synthesis, inhibition effects and quantum chemical studies of a novel coumarin derivative on the corrosion of mild steel in. *Chemistry Central Journal*, 2016, 10 (1), 1-9
13. Al-Majedy Y, Al-Amiery A, Kadhum A. Efficient catalyst one-pot synthesis of 3-(7-aryl)-10,10-dimethyl-10,11-dihydrochromeno[4,3-b] chromene-6,8(7H,9H)-dione derivatives 5 complemented by antibacterial activity. *BioMed Research International* 2016, 2016, 1-7
14. Al-Majedy Y, Kadhum K, Al-Amiery AAH. A synthesis and characterization of

- some new 4-Hydroxy-coumarin derivatives. *Molecules*. 2014;19(8):11791-9
15. Al-Majedy YK, Al-Amiery AA, Kadhum AAH, Mohamad AB. Antioxidant Activities of 4-Methylumbelliferone Derivatives. *PLoS ONE*. 2016;11(5):1-13.
 16. Al-Majedy YK, Al-Duhaidahawi D, Al-Azawi K, Al-Amiery AA, Kadhum AAH, Mohamad AB. Coumarins as Potential Antioxidant Agents Complemented with Suggested Mechanisms and Approved by Molecular Modeling Studies. *Molecules*. 2016;21:135-45.
 17. Azizian J, Mohammadi A, Bidar I, Mirazaei P. KAl(SO₄)₂•12H₂O (alum) a reusable catalyst for the synthesis of some 4-substituted coumarins via Pechmann reaction under solvent-free conditions. *Montash. Chem*. 2008;139(7):805-8.
 18. Čačić M, Pavić V, Molnar M, Šarkanj B, Has-Schön E. Design and Synthesis of Some New 1,3,4-Thiadiazines with Coumarin Moieties and Their Antioxidative and Antifungal Activity. *Journal of Molecules*. 2014;19(1):1163-77.
 19. Cao G, Sofic E, Prior R. Antioxidant capacity of tea and common vegetables. *J Agric Food Chem*. 1996;44(11):3426-31.
 20. Chang WS, Chiang HC. Structure-activity relationship of coumarins in xanthine oxidase inhibition. *Anticancer Res*. 1995;15(15B):1969-73.
 21. Chavan S, Shivasankara K, Sivappaa R, Kalea R. Zinc mediated transesterification of β-ketoesters and coumarin synthesis. *Tetrahedron Lett*. 2002;43:8583-6.
 22. Choudhary S, Kini SG, Mubeen M. Antioxidant activity of novel coumarin substituted benzothiazole derivatives. *Der Pharma Chemica*. 2013;5(4):213-22.
 23. El-Agrody A, Abd El-Latif M, El-Hady N, Fakery A, Bedair A. Hetero aromatization with 4-hydroxycoumarin Part II: Synthesis of some new pyrano[2,3-d]pyrimidines, [1,2,4]triazolo [1,5-c]pyrimidines and Pyrimido[1,6-b] [1,2,4]triazine derivatives. *Molecules* 2001, 6, 519–520.
 24. El-Saghier A, Khodairy A, Khodiyar A. New synthetic approaches to condensed and spirocoumarins: Coumarin-3-thiocarboxamide as building block for the the synthesis of condense and spirocoumarins. *Phosphorus Sulphur Silicon*. 2000;160(1):105-19. <http://dx.doi.org/10.1080/10426500008043675>.
 25. Flašík R, Stankovičová H, Gáplovský A, Donovalová J. Synthesis and study of novel coumarin derivatives potentially utilizable as memory media. *Molecules*. 2009;14(12):4838-4848.
 26. Foti M, Piattelli M, Baratta MT, Ruberto G. Flavonoids, coumarins, and cinnamic acids as antioxidants in a micellar system. Structure-activity relationship. *J Agric Food Chem*. 1996;44(2):497-501.
 27. Gacche RN, Jadhav SG. Antioxidant activities and cytotoxicity of selected coumarin derivatives :preliminary result of structure activity relationship study using computational tools, *Journal of Experimental and Clinical Medicine*. 2012;4(3):165-9.
 28. Garazd MM, Muzychka OV, Voyk AI, Nagorichna IV, Ogorodniichuk AS. Modified coumarins. 27. Synthesis and antioxidant activity of 3-substituted 5,7-dihydroxy-4-methyl coumarins. *Chem Nat Compd*. 2007;43(1):19-23.
 29. Hamdi N, Puerta MC, Valerga P. Synthesis, structure, antimicrobial and antioxidant investigations of dicoumarol and related compounds. *European Journal of Medicinal Chemistry*. 2008;43(11):2541-8.
 30. Hara K, Miyamoto K, Abe Y, Yanagida M. Electron transport in coumarin-dye-sensitized nanocrystalline TiO₂ electrodes. *J Phys Chem B*. 2005;109(50):23776-8.
 31. Hashem FA. Investigation of free radical scavenging activity by ESR for coumarins isolated from Tecomaradicans. *J Med Sci*. 2007;7(6):1027-32.
 32. Heravi M, Sadjadi S, Oskoie H, Shoar R, Bamoharram F. The synthesis of coumarin-3-carboxylic acids and 3-acetyl-coumarin derivatives using heteropolyacids as heterogeneous and recyclable catalysts. *Catal. Commun*. 2008;9(3):4704.
 33. Hung TT, Lu YJ, Liao WY, Huang CL. Blue violet laser write-once optical disk with coumarin derivative recording layer. *IEEE Trans Magn*. 2007;43(2):867-9.
 34. Jayashree BS, Kumar A, Pai A. synthesis characterization and antidiabetic evaluation novel coumarin analogues. *Pharmacologyonline*. 2011;3:1061-76.
 35. Kadhum A, Al-Amiery A, Musa A, Mohamad A. The Antioxidant Activity of New Coumarin Derivatives. *Int J Mol Sci*. 2011;12(9):5747-61.
 36. Kadhum A, Mohamad A, Al-Amiery A, Takriff MS. Antimicrobial and Antioxidant Activities of New Metal Complexes Derived from 3-Aminocoumarin. *Journal of Molecules*. 2011;16:6969-84.
 37. Kadhum AAH, Mohamad AB, Hamed LA, Al-Amiery AA, San NH, Musa AY. Inhibition of mild steel corrosion in hydrochloric acid solution by new coumarin. *Materials*. 2014;7(6):4335-48.
 38. Kancheva VD, Saso L, Boranova PV, Khan A, Saroj MK, Pandey MK, et al. Structure-activity relationship of dihydroxy-4- methylcoumarins as powerful antioxidants: correlation between experimental & theoretical data and synergistic effect. *Biochimie*. 2010;92:1089-100.
 39. Kennedy RO, Thornes RD. *Coumarins: Biology, Applications and Mode of Action*; John Wiley and Sons: Chichester, England, 1997.
 40. Kotali A, Lafazanis I, Harris P. Synthesis of 6,7-diacylcoumarins via the transformation of a hydroxy into a carbonyl group. *Synth Commun*. 2008;38(22):39964006.
 41. Kovalenko S, Bylov I, Sytnik K, Chernykh V, Bilokin Y. A new pathway to 3-hetaryl-2-oxo- 2H-chromenes: On the proposed mechanisms for the reaction of 3-carbamoyl-2-iminochromenes with dinucleophiles. *Molecules* 2000;5(10):1146-1165.
 42. Lin S, Kuo P, Yang D. Design and synthesis of a coumarin-based acidochromic colorant. *Molecules*. 2007;12(7):1316-24.
 43. Maja M, Čačić C. Antioxidant activity of some (7-hydroxy-2-oxo-2H-chromen-4-yl) acetic acid derivatives. *J Food Sci Technol*. 2012;4(1):54-63.
 44. Melagraki G, Afantitis A, Markopoulou OI, Detsi A, Koufaki M, Kontogiorgis C. Synthesis and evaluation of the antioxidant and anti-inflammatory activity of novel coumarin-3-aminoamides and their alpha-lipoic acid adducts. *Eur J Med Chem*. 2009;44(7):3020-6.
 45. Milan C, Maja M, Tomislav B, Nela D, Valentina R. Design and synthesis of some thiazolidin-4-ones based on(7-hydroxy-2-oxo-2h-chromen-4-yl) acetic acid. *Molecules* 2009;14(7):2501-13.
 46. Mukhtar S, Mujeebur RVP, Ansari WH, Lemiere G, de Groot A, Dommissie R. Bifunctional derivative of p,p'-dichloroalcone. Part II. Synthesis of a novel compound 2-(2-Carboxymethylthio-2-(4-chlorophenyl)ethyl)-2-(4-chlorophenyl)-4-thiazolidinone. *Molecules*. 1999;4(7):232-7.
 47. Murraya R, Jorge ZA. Simple method for differentiating between angular and linear 5-methoxyfuranocoumarins. *Phytochemistry*. 1984;23(3):697-9.
 48. Natella F, Lorrain B, Prasad AK, Parmar VS, Saso L, Scaccini C. 4-methylcoumarins as antioxidants: scavenging of peroxy radicals and inhibition of human low-density lipoprotein oxidation. *Biochimie*. 2010;92(9):1147-52.
 49. Nishiyama T, Ohnishi J, Hashiguchi Y. Fused heterocyclic antioxidants: antioxidative activities of hydrocoumarins in a homogeneous solution. *Bio sciBiotechnol-Biochem*. 2001;65(5):1127-33.
 50. Nofal ZM, El-Zahar M, Abd El-Karim S. Novel coumarin derivatives with expected biological activity. *Molecules*. 2000;5(2):99-113.
 51. Pedersen JZ, Oliveira C, Incerpi S, Kumar V, Fior AM, De Vito P, Prasad AK. Malhotra SV. ParmarVSSasoL. Antioxidant activity of 4-methylcoumarins. *J Pharm Pharmacol*. 2007;59(12):1721-8.
 52. Rajasekaran S, Rao GK, Sanjay PN, Ranjan A. Design, Synthesis, Antibacterial and in vitro Antioxidant activity of substituted 2 H - Benzopyran-2-one derivatives. *International Journal of Chem Tech Research*. 2011;3:555-9.
 53. Rajesh MP, Natvar P. In vitro antioxidant activity of coumarin compounds by DPPH, Super oxide and nitric oxide free radical scavenging methods. *Journal of Advanced Pharmacy Education & Research*. 2011;1:52-68.
 54. Rajithaa B, Kumara VN, Someshwara P, Madhava JV, Reddy PN, Reddy YH. Dipyrindine copper chloride catalyzed coumarin synthesis via Pechmann condensation under conventional heating and microwave irradiation. *Arxivoc*. 2006;12:2327.
 55. Ranganath YS, Babu VH, Sandeep G, Parameshwar R. Synthesis and evaluation of some novel furocoumarin derivatives for radical scavenging profile and cytotoxic studies. *J Chem Pharm Res*. 2011;3:62-8.
 56. Ravi SK. *International Journal of Biological & Pharmaceutical Research*. 2013;4:862-71.
 57. Ray D, Bharadwaj PK. A Coumarin-derived fluorescence probe selective for magnesium. *Inorg. Chem*. 2008;47(7):2252-4.
 58. Rodriguez SA, Nazareno MA, Baumgartner MT. Effect of different C3-aryl substituents on the antioxidant activity of 4- hydroxycoumarin derivatives. *Bioorg Med Chem*.
 59. Rositca DN, Vayssilov GN, Rodios N, Bojilova A. Regio- and Stereoselective (2 + 2) Photodimerization of 3-Substituted 2-Alkoxy-2-oxo-2H-1,2-benzoxaphosphorines. *Molecules*. 2002;7(5):420-432.

60. Roussak M, Kontogiorgis CH, Litina A, Hamilakis D, Detsi S. A novel synthesis of 3-aryl coumarins and evaluation of their antioxidant and lipoxigenase inhibitory activity. *Bioorg Med Chem Lett.* 2010;20(13):3889-92.
61. Satyanarayan VS, Sreevani P, Sivakumar A, Synthesis and antimicrobial activity of new Schiff bases containing coumarin moiety and their spectral characterization. *Arxivoc.* 2008;17:221-233.
62. Singh OM, Devi NS, Thokchom DS, Sharma GJ. Novel 3-alkanoyl/aryl/ heteroaryl-2H- chromene-2-thiones: Synthesis and evaluation of their antioxidant activities, *Eur J Med Chem.* 2010;45(6):2250-7.
63. Smitha G, Sanjeeva R. ZrCl₄-catalyzed Pechmann reaction: Synthesis of coumarins under solvent-free conditions. *Synth. Commun.* 2004;34(21):3997-4003.
64. Stanchev S, Hadjimitova V, Traykov T, Boyanov T, Manolov I. Investigation of the antioxidant properties of some new 4-hydroxycoumarin derivatives. *Eur J Med Chem.* 2009;44:3077-82.
65. Symeonidis T, Chamilos M, Hadjipavlou-Litina DJ, Kallitsakis M, Litinas KE. *Bioorganic & Medicinal Chemistry Letters.* 2009;19:1139-42.
66. Vazquez-Rodriguez S, Matos MJ, Guí-ez RF, Maya JD, Lapier M, Olea-Azar C, Pérez-Cruz F, Uriarte E, Santana L. Coumarin-chalcone derivatives as potential antitrypanosomal and antioxidant compounds. *ECSOC.* 2012;16:1-14.
67. Witaicenis A, Seito LN, Di Stasi LC Intestinal anti-inflammatory activity of esculetin and 4-methylsculetin in the trinitro benzene sulphonic acid model of rat colitis. *ChemBiol Interact.* 2010;186(2):211-218.
68. Yang J, Liu GY, Dai F, Cao XY, Kang YF, Hu LM. Synthesis and biological evaluation of hydroxylated 3-phenylcoumarins as antioxidants and antiproliferative agents. *Bioorg Med Chem Lett.* 2011;21(49-52):6420-5.
69. Yavari I, Hekmat-Shoar R, Zonouzi A. A new and efficient route to 4-carboxymethylcoumarins mediated by vinyl triphenylphosphonium salt. *Tetrahedron Lett.* 1998;39(16):2391-2.
70. Zabradnik M. *The Production and Application of Fluorescent Brightening Agents*; John Wiley and Sons: New York, NY, USA, 1992.

GRAPHICAL ABSTRACT



AUTHOR PROFILE



Ahmed Al-Amiery: (h-index= 17), is an Professor at University of Technology. Dr. Al-Amiery has over 100 scientific papers and projects either presented or published and international patent. He is an internationally expert in many areas of applied chemistry. Recent publications include a paper on the use of novel coumarin derivatives as corrosion inhibitors. Al-Amiery has Post-doctoral from Department of Chemical and Process Engineering Universiti Kebangsaan Malaysia. Dr. Al-Amiery has been awarded the Medal of scientific excellence (2014), and also Hold Science Day Awards from the Ministry of Higher Education and Scientific Research for four consecutive years (2010-2015). Al-Amiery selected for the Who's Who for International Executives 2015. Al-Amiery is a TWAS-Young Affiliates.

SUMMARY

- Coumarins have significant therapeutic potential. Coumarins are known for more than a century. Coumarins are a plentiful source of potential drugs candidate in relation to their safety and efficacy. This review summarized the antioxidant activities of some synthesized coumarins.